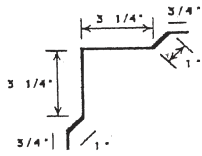
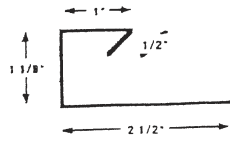


## BBM TRIM PROFILES

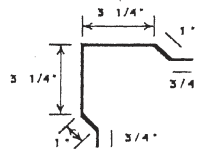
**INSIDE CORNER TRIM (M-PANEL)**



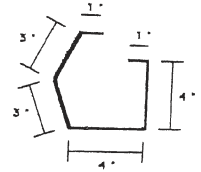
**JAMB TRIM (M-PANEL)**



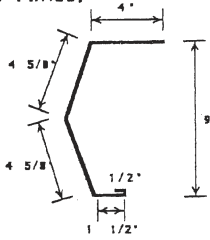
**OUTSIDE CORNER TRIM (M-PANEL)**



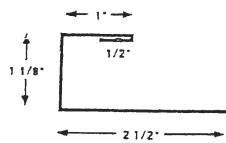
**GUTTER TRIM (M-PANEL)**



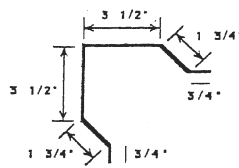
**8" CARPORT TRIM (M-PANEL)**



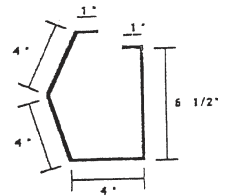
**HEADER TRIM (M-PANEL)**



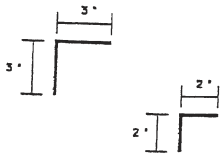
**OUTSIDE CORNER TRIM (R-PANEL)**



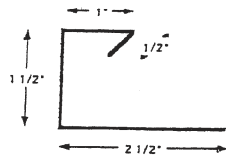
**GUTTER TRIM (R-PANEL)**



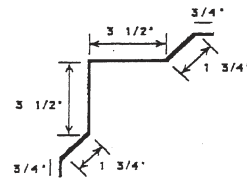
**ANGLE TRIM (2" & 3")**



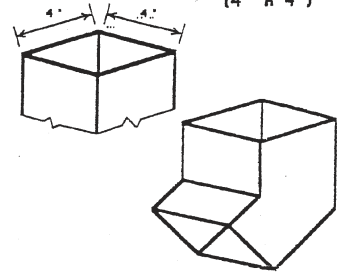
**JAMB TRIM (R-PANEL)**



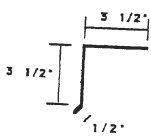
**INSIDE CORNER TRIM (R-PANEL)**



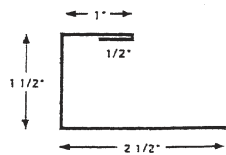
**DOWNSPOUT WITH KICK-OUT (4" H 4")**



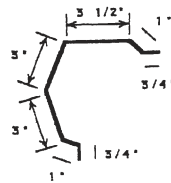
**EDGE TRIM**



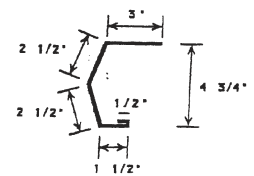
**HEADER TRIM (R-PANEL)**



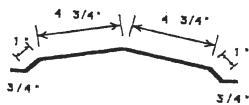
**RAKE TRIM (M-PANEL)**



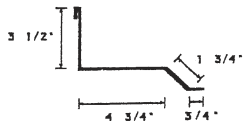
**4" PATIO COVER TRIM (M-PANEL)**



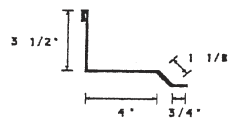
**RIDGE ROW TRIM**



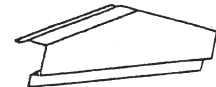
**TRANSITION TRIM (R-PANEL)**



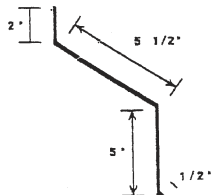
**TRANSITION TRIM (M-PANEL)**



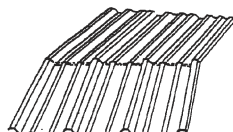
**PEAK BOXES (M OR R-PANEL)**



**SLIDING DOOR HOOD TRIM**



**RIDGE CAPS (M OR R-PANEL)**



**DOWNSPOUT WITH KICK-OUT (3" H 3")**

